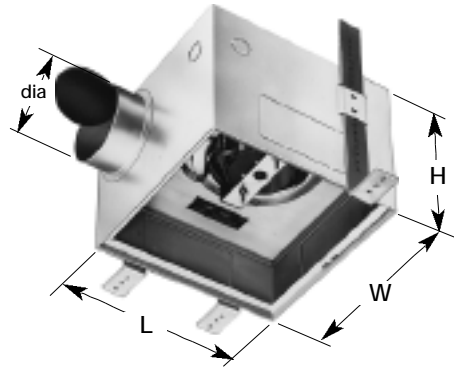


SPECTROLITE FAN LT SERIES



STANDARD FEATURES

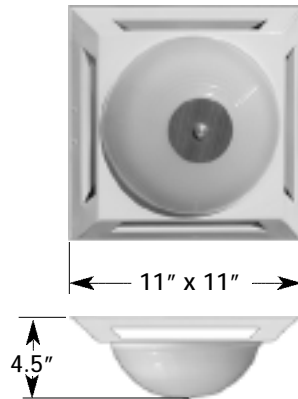
- FLUORESCENT LIGHT INCLUDED
- CONTINUOUS DUTY LIFE TIME LUBRICATED MOTOR WITH THERMAL PROTECTION
- UNIVERSAL MOUNTING BRACKETS
- NEOPRENE VIBRATION ISOLATOR
- PLUG TYPE DISCONNECT

OPTIONAL FEATURES


- SPEED CONTROLLER
- TERMINATION KIT
- BUILT IN FIRE RADIATION DAMPER

LIGHTING FEATURES:

- exclusive integrated chip technology
- soft start for extended life
- instant - ON, no flicker
- uses 20 W of power while providing more than 85 W of light
- saves 75%-80% energy
- bulb rated: 12,000 hours reduces maintenance cost
- replaceable bulb outlasts 16 standard light bulbs
- low heat generation extends life of lamp and reduces air-conditioning cost



- 1 REVERSOMATIC EXHAUST FAN
- 2 FIREFIGHTER DAMPER Model FF (optional)
- 3 CEILING LIGHT GRILLE, Model LT



MODEL	LENGTH L"	WIDTH W"	HEIGHT H"	H HEIGHT w/damper	COLLAR dia."
EB 50-70LT	9	8	4	7.5	3
EB 80-100LT	9	8	5	7.5	4
QB 80-120LT	10	10	7.5	7.5	4
QB 130LT	10	10	7.5	10.5	5
QB 150-200LT	10	10	7.5	7.5	5
QCF 95-125LT	10	10	7.5	10.5	5
QCF 170LT	10	10	8.25	11.0	5



C US



R19310

Rated for UL 555C Ceiling assemblies up to 3 hours



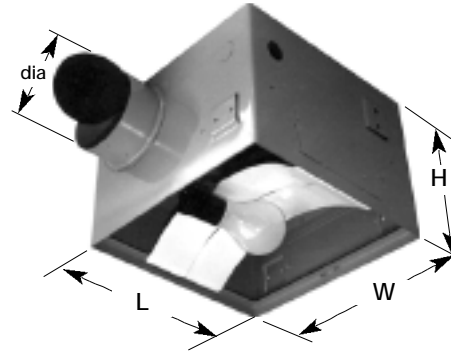
CR2292

PERFORMANCE CHART - Not designed for inline (single blower)

MODEL	RPM	AMPS	H.P.	S.P.	0.00	0.10	0.125	0.20	0.25	0.30	0.40	0.50	0.60	SONES
EB 50LT	1800	0.76	1/240	CFM	55	50	45	40	34	28				2.5
EB 60LT	2000	0.9	1/115	CFM	65	61	59	58	57	55	48	43	36	2.5
EB 70LT	2200	1.2	1/90	CFM	66	63	62	62	61	60	53	51	45	3.5
EB 80LT	1080	0.35	1/20	CFM	87	80	76	72	62	52				2.5
EB100LT	1400	0.6	1/90	CFM	113	102	94	86	76	65	56			3.0
QCF-95LT	1050	0.35	1/20	CFM	98	87	81	71	50	27				1.3
QCF-110LT	1050	0.6	1/90	CFM	115	105	102	93	85	74	37			1.0
QCF-125LT	1050	0.6	1/90	CFM	126	118	117	115	112	108	90	66	44	1.0
QCF-170LT	1400	0.7	1/75	CFM	158	144	140	129	120	111	94			1.5
QB-80LT	1080	0.35	1/200	CFM	77	69	64	60	52	45				2.0
QB-100LT	1550	0.6	1/90	CFM	115	105	98	92	82	73	47			2.5
QB-120LT	1650	0.9	1/40	CFM	126	118	110	105	96	88	60			3.3
QB-130LT	1400	0.7	1/75	CFM	120	119	116	108	100	91	68			2.0
QB-150LT	1050	0.9	1/75	CFM	158	152	149	143	134	126	102	67	18	4.3
QB-200LT	1550	1.4	1/25	CFM	201	196	193	190	186	182	172	160	145	4.5

NOTE: For more detailed information on the above fans refer to the original brochures in this catalogue

SPECTROLITE FAN L SERIES FAN-LIGHT COMBINATION



STANDARD FEATURES

- WHITE ALUMINUM GRILLE
- CONTINUOUS DUTY LIFE TIME LUBRICATED MOTOR WITH THERMAL PROTECTION
- UNIVERSAL MOUNTING BRACKETS
- NEOPRENE VIBRATION ISOLATOR
- PLUG TYPE DISCONNECT

BULB NOT INCLUDED

OPTIONAL FEATURES

- SPEED CONTROLLER
- TERMINATION KIT

FEATURES

- ATTRACTIVE STYLING
- HEAVY GAUGE NON CORROSIVE SATIN COAT CONSTRUCTION
- GALVANIZED BLOWER WHEEL FOR MAXIMUM EFFICIENCY (QBL, QCFL ONLY)
- SIMPLIFIED MOUNTING SYSTEM
- MOTOR MOUNTED ON NEOPRENE MOUNTS FOR QUIET VIBRATION FREE OPERATION

MODEL	LENGTH L"	WIDTH W"	HEIGHT H"	COLLAR dia."
EBL 50-70	9	8	7.5	3
EBL 80-100	9	8	7.5	4
QBL 80-120	10	10	7.5	4
QBL 130	10	10	10.5	5
QBL 150-200	10	10	7.5	5
QCFL 95-125	10	10	10.5	5
QCFL 170	10	10	11.0	5

PERFORMANCE CHART - Not designed for inline (single blower)

MODEL	RPM	AMPS	H.P.	S.P.	0.00	0.10	0.125	0.20	0.25	0.30	0.40	0.50	0.60	SONES
EBL 50	1800	0.76	1/240	CFM	55	50	45	40	34	28				2.5
EBL 60	2000	0.9	1/115	CFM	65	61	59	58	57	55	48	43	36	2.5
EBL 70	2200	1.2	1/90	CFM	66	63	62	62	61	60	53	51	45	3.5
EBL 80	1080	0.35	1/20	CFM	87	80	76	72	62	52				2.5
EBL 100	1400	0.6	1/90	CFM	113	102	94	86	76	65	56			3.0
QCFL-95	1050	0.35	1/20	CFM	98	87	81	71	50	27				1.3
QCFL-110	1050	0.6	1/90	CFM	115	105	102	93	85	74	37			1.0
QCFL-125	1050	0.6	1/90	CFM	126	118	117	115	112	108	90	66	44	1.0
QCFL-170	1400	0.7	1/75	CFM	158	144	140	129	120	111	94			1.5
QBL-80	1080	0.35	1/200	CFM	77	69	64	60	52	45				2.0
QBL-100	1550	0.6	1/90	CFM	115	105	98	92	82	73	47			2.5
QBL-120	1650	0.9	1/40	CFM	126	118	110	105	96	88	60			3.3
QBL-130	1400	0.7	1/75	CFM	120	119	116	108	100	91	68			2.0
QBL-150	1050	0.9	1/75	CFM	158	152	149	143	134	126	102	67	18	4.3
QBL-200	1550	1.4	1/25	CFM	201	196	193	190	186	182	172	160	145	4.5

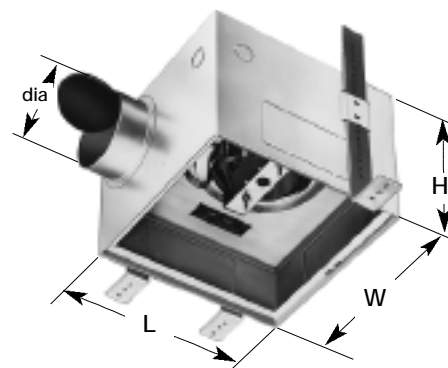
NOTE: For more detailed information on the above fans refer to the original brochures in this catalogue

SPECTROLITE FAN FL SERIES

FL-80 Fan/Lamp Bathroom Fan FLH-80 Fan/Lamp-Heater Bathroom Fan



THIS BATHROOM FAN IS A SINGLE BULB COMBINATION FAN AND LAMP OR FAN AND HEATER LAMP. IT HAS THE CAPABILITY OF EXHAUSTING AIR QUIETLY AND EFFICIENTLY WHILE ENJOYING 250 WATT HEAT LAMP



LIGHTING FEATURES

- QUIET AND EFFICIENT CENTRIFUGAL BLOWER
- 250W LIGHT BULB NOT INCLUDED
- PLUG-IN LIFETIME LUBRICATED MOTOR
- WHITE EPOXY PAINTED ALUMINUM GRILLE
- STURDY HEAVY GAUGE SATIN COAT GALVANIZED CONSTRUCTION
- SIMPLIFIED MOUNTING SYSTEM

STANDARD FEATURES

- WHITE ALUMINUM GRILLE
- CONTINUOUS DUTY LIFE TIME LUBRICATED MOTOR WITH THERMAL PROTECTION
- UNIVERSAL MOUNTING BRACKETS
- NEOPRENE VIBRATION ISOLATOR
- PLUG TYPE DISCONNECT

OPTIONAL FEATURES

- SPEED CONTROLLER
- TERMINATION KIT

FAN DATA

MOTOR 120 VAC 60 Hz			CUBIC FEET PER MINUTE						
RPM	AMPS	HP	S.P.	.0	.10	.20	.30	.40	.50
220	1.12	1/20	CFM	80	73	64	60	55	48

RPM (Revolutions per minute) shown in nominal and performance is based on actual speed of test. Unit was tested with inlet grille, backdraft damper and outlet duct.